



ASERCA

**COORDINACION GENERAL DE ADMINISTRACIÓN DE RIESGOS DE PRECIOS
ANTES DIRECCION GENERAL DE OPERACIONES FINANCIERAS**

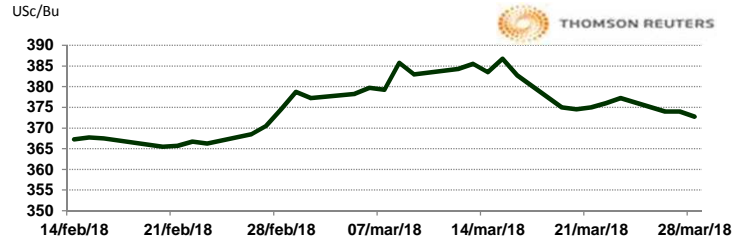
28 de marzo de 2018

**APERTURA DEL MERCADO DE FUTUROS
CHICAGO BOARD OF TRADE**

MAÍZ

| CONTRATO | DÓLARES POR BUSHEL | DÓLARES POR TONELADA | PESOS POR TONELADA | VAR. DIA ANT. CTS. DLS/BUSHEL | % VAR. DIARIA | COSTO PRIMA DLS/TON | |
|----------|--------------------|----------------------|--------------------|-------------------------------|---------------|---------------------|-------|
| | | | | | | CALL | PUT |
| MAY8 | 3.7300 | 146.84 | 2,693.77 | -1.00 | -0.27 | 3.40 | 2.07 |
| JUL8 | 3.8175 | 150.29 | 2,756.96 | -0.75 | -0.20 | 6.10 | 5.41 |
| SEP8 | 3.8850 | 152.95 | 2,805.71 | -0.50 | -0.13 | 9.05 | 9.84 |
| DEC8 | 3.9650 | 156.10 | 2,863.49 | -0.50 | -0.13 | 10.24 | 11.71 |

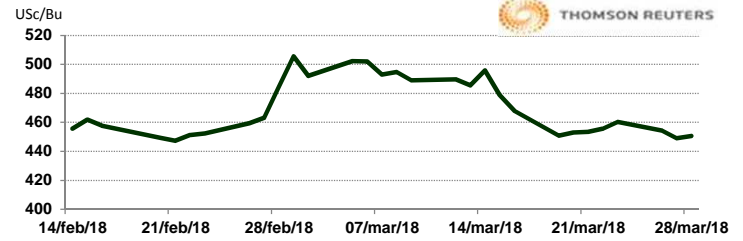
9:36 AM



TRIGO

| CONTRATO | DÓLARES POR BUSHEL | DÓLARES POR TONELADA | PESOS POR TONELADA | VAR. DIA ANT. CTS. DLS/BUSHEL | % VAR. DIARIA | COSTO PRIMA DLS/TON | |
|----------|--------------------|----------------------|--------------------|-------------------------------|---------------|---------------------|-------|
| | | | | | | CALL | PUT |
| MAY8 | 4.5125 | 165.81 | 3,041.63 | 2.25 | 0.50 | 3.44 | 3.35 |
| JUL8 | 4.6850 | 172.14 | 3,157.90 | 2.00 | 0.43 | 6.71 | 7.90 |
| SEP8 | 4.8550 | 178.39 | 3,272.49 | 2.25 | 0.47 | B"7" | B"7" |
| DEC8 | 5.0650 | 186.11 | 3,414.04 | 1.75 | 0.35 | 11.02 | 13.23 |

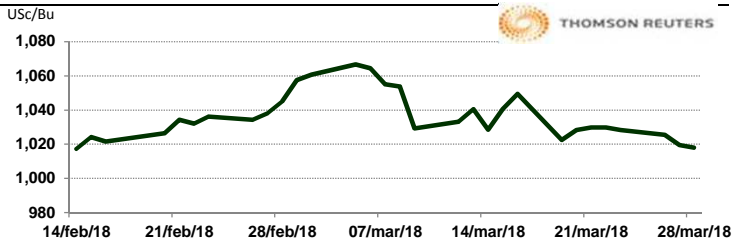
9:36 AM



SOYA

| CONTRATO | DÓLARES POR BUSHEL | DÓLARES POR TONELADA | PESOS POR TONELADA | VAR. DIA ANT. CTS. DLS/BUSHEL | % VAR. DIARIA | COSTO PRIMA DLS/TON | |
|----------|--------------------|----------------------|--------------------|-------------------------------|---------------|---------------------|-------|
| | | | | | | CALL | PUT |
| MAY8 | 10.1800 | 374.05 | 6,861.78 | -1.50 | -0.15 | 5.56 | 6.15 |
| JUL8 | 10.2900 | 378.09 | 6,935.92 | -1.25 | -0.12 | 13.18 | 9.92 |
| AUG8 | 10.3100 | 378.83 | 6,949.40 | -1.50 | -0.15 | 14.56 | 17.32 |
| SEP8 | 10.2275 | 375.80 | 6,893.79 | -1.25 | -0.12 | 17.87 | 16.40 |

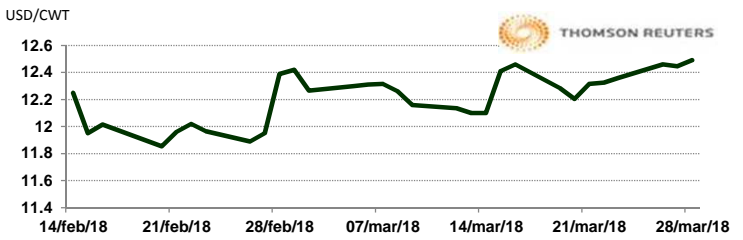
9:36 AM



ARROZ

| CONTRATO | DÓLARES POR CWT | DÓLARES POR TONELADA | PESOS POR TONELADA | VAR. DIA ANT. CTS. DLS/CWT | % VAR. DIARIA | COSTO PRIMA DLS/TON | |
|----------|-----------------|----------------------|--------------------|----------------------------|---------------|---------------------|------|
| | | | | | | CALL | PUT |
| MAY8 | 12.4950 | 275.47 | 5,053.32 | 5.00 | 0.40 | 4.52 | 3.53 |
| JUL8 | 12.6400 | 278.66 | 5,111.96 | 3.00 | 0.24 | 7.44 | 7.22 |
| SEP8 | 11.8100 | 260.37 | 4,776.29 | 0.00 | 0.00 | 9.42 | 9.20 |
| NOV8 | 11.6500 | 256.84 | 4,711.58 | 0.00 | 0.00 | 0.00 | 0.00 |

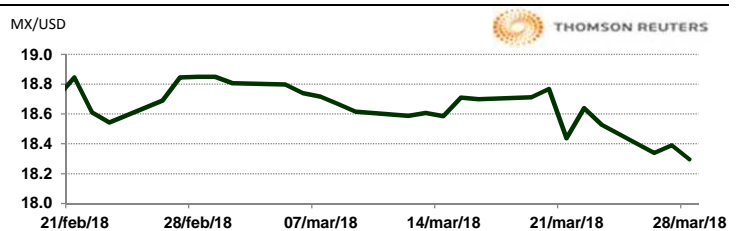
9:35 AM



TIPOS DE CAMBIO EMITIDOS POR EL BANCO DE MÉXICO

| CONCEPTO | VARIACIÓN | COTIZACIÓN | % VAR. DIARIA |
|----------------|-----------|------------|---------------|
| PESO/DÓLAR FIX | ↑ | 18.3445 | 0.10 |
| DÓLAR/EURO | ↓ | 1.2345 | 1.2347 |
| PESO/EURO | ↓ | 22.6463 | 22.6500 |

9:36 AM



* No son precios de apertura corresponden al cierre de la jornada previa.

Tipo de cambio de referencia para conversión: \$18.3445 pesos/dólar



ASERCA

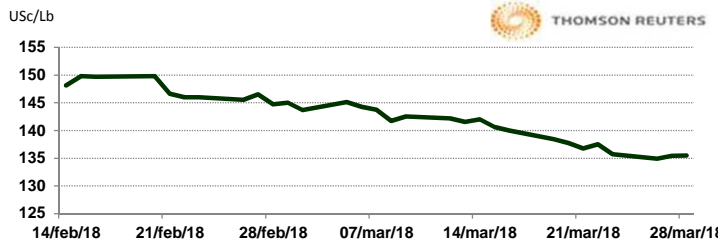
COORDINACION GENERAL DE ADMINISTRACION DE RIESGOS DE PRECIOS ANTES DIRECCION GENERAL DE OPERACIONES FINANCIERAS

CHICAGO MERCANTILE EXCHANGE

BOVINO EN ENGORDA

| CONTRATO | DÓLARES POR LIBRA | DÓLARES POR TONELADA | PESOS POR TONELADA | VAR. DIA ANT. CTS. DLS/LIBRA | % VAR. DIARIA | COSTO PRIMA DLS/TON | |
|----------|-------------------|----------------------|--------------------|------------------------------|---------------|---------------------|--------|
| | | | | | | CALL | PUT |
| MAR8 | 1.3548 | 2,986.71 | 54,789.68 | 0.05 | 0.04 | 3.31 | 15.98 |
| APR8 | 1.3595 | 2,997.18 | 54,981.78 | 0.60 | 0.44 | 49.05 | 63.38 |
| MAY8 | 1.3678 | 3,015.37 | 55,315.44 | 0.43 | 0.31 | 94.80 | 87.08 |
| AUG8 | 1.4300 | 3,152.61 | 57,832.99 | 0.80 | 0.56 | 127.32 | 166.45 |

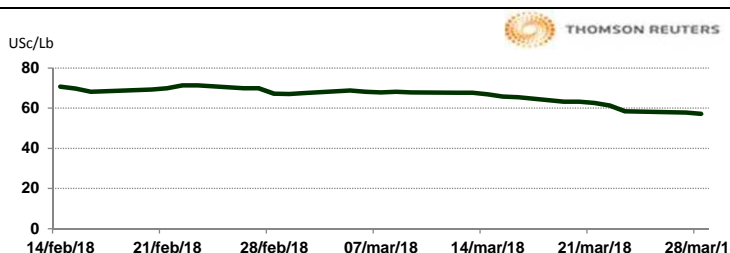
9:25 AM



CERDO EN CANAL

| CONTRATO | DÓLARES POR LIBRA | DÓLARES POR TONELADA | PESOS POR TONELADA | VAR. DIA ANT. CTS. DLS/LIBRA | % VAR. DIARIA | COSTO PRIMA DLS/TON | |
|----------|-------------------|----------------------|--------------------|------------------------------|---------------|---------------------|--------|
| | | | | | | CALL | PUT |
| APR8 | 0.5705 | 1,257.74 | 23,072.53 | -0.70 | -1.21 | 23.15 | 28.66 |
| MAY8 | 0.6623 | 1,460.01 | 26,783.15 | 0.78 | 1.18 | 49.05 | 61.18 |
| JUN8 | 0.7495 | 1,652.36 | 30,311.77 | 0.93 | 1.25 | 78.82 | 78.26 |
| JUL8 | 0.7618 | 1,679.37 | 30,807.19 | 0.93 | 1.23 | 83.78 | 100.31 |

9:24 AM

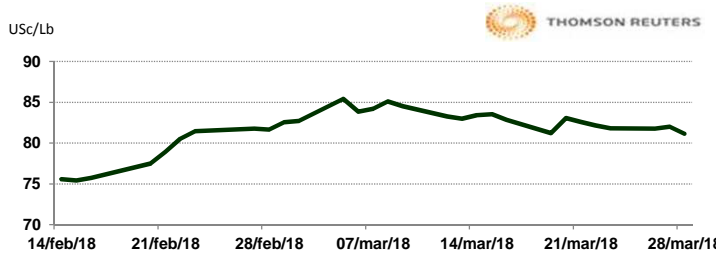


INTERCONTINENTAL EXCHANGE - NEW YORK

ALGODÓN

| CONTRATO | DÓLARES POR LIBRA | DÓLARES POR PACA | PESOS POR PACA | VAR. DIA ANT. CTS. DLS/LIBRA | % VAR. DIARIA | COSTO PRIMA DLS/PACA | |
|----------|-------------------|------------------|----------------|------------------------------|---------------|----------------------|-------|
| | | | | | | CALL | PUT |
| MAY8 | 0.8120 | 406.00 | 7,447.87 | -0.82 | -1.00 | 10.50 | 5.40 |
| JUL8 | 0.8161 | 408.05 | 7,485.47 | -0.83 | -1.01 | 17.00 | 14.80 |
| OCT8 | 0.0000 | 0.00 | 0.00 | 0.00 | 0.00 | 19.20 | 19.00 |
| DEC8 | 0.7720 | 386.00 | 7,080.98 | -0.42 | -0.54 | 22.95 | 19.85 |

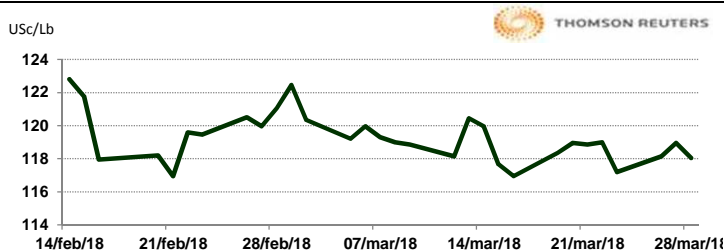
9:36 AM



CAFÉ

| CONTRATO | DÓLARES POR LIBRA | DÓLARES POR QUINTAL | PESOS POR QUINTAL | VAR. DIA ANT. CTS. DLS/LIBRA | % VAR. DIARIA | COSTO PRIMA DLS/QUINTAL | |
|----------|-------------------|---------------------|-------------------|------------------------------|---------------|-------------------------|------|
| | | | | | | CALL | PUT |
| MAY8 | 1.1810 | 119.77 | 2,197.09 | -0.85 | -0.71 | 1.59 | 2.66 |
| JUL8 | 1.2015 | 121.85 | 2,235.22 | -0.85 | -0.70 | 4.94 | 3.92 |
| SEP8 | 1.2235 | 124.08 | 2,276.15 | -0.85 | -0.69 | 8.14 | 4.90 |
| DEC8 | 1.2580 | 127.58 | 2,340.34 | -0.80 | -0.63 | 9.51 | 7.89 |

9:36 AM

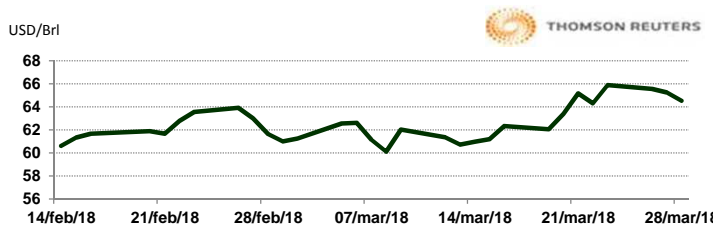


NEW YORK MERCANTILE EXCHANGE

CRUDO LIGERO WTI

| CONTRATO | DÓLARES POR BARRIL | PESOS POR BARRIL | VAR. DIA ANT. CTS. DLS/BARRIL | % VAR. |
|----------|--------------------|------------------|-------------------------------|--------|
| MAY8 | 64.52 | 1,183.59 | -0.73 | -1.12 |
| JUN8 | 64.47 | 1,182.67 | -0.71 | -1.09 |
| JUL8 | 64.17 | 1,177.17 | -0.69 | -1.06 |
| AUG8 | 63.71 | 1,168.73 | -0.65 | -1.01 |

9:36 AM



* No son precios de apertura corresponden al cierre de la jornada previa.

Tipo de cambio de referencia para conversión: \$18.3445 pesos/dólar