



ASERCA

COORDINACION GENERAL DE ADMINISTRACIÓN DE RIESGOS DE PRECIOS  
 ANTES DIRECCION GENERAL DE OPERACIONES FINANCIERAS

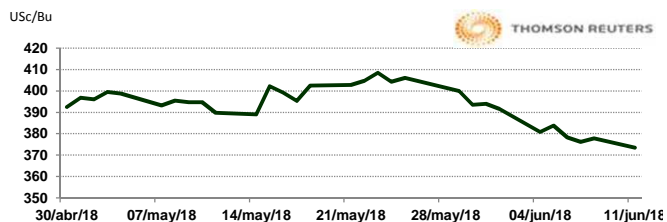
11 de junio de 2018

APERTURA DEL MERCADO DE FUTUROS  
 CHICAGO BOARD OF TRADE

MAÍZ

CONTRATO	DÓLARES POR BUSHEL	DÓLARES POR TONELADA	PESOS POR TONELADA	VAR. DIA ANT. CTS. DLS/BUSHEL	% VAR. DIARIA	COSTO PRIMA DLS/TON	
						CALL	PUT
JUL8	3.7325	146.94	3,016.44	-4.50	-1.19	3.30	2.02
SEP8	3.8250	150.58	3,091.19	-4.00	-1.03	7.48	6.74
DEC8	3.9400	155.11	3,184.13	-4.00	-1.01	9.79	8.46
MAR9	4.0325	158.75	3,258.89	-3.75	-0.92	12.70	10.68

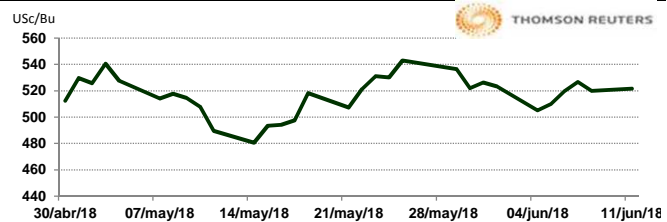
9:36 AM



TRIGO

CONTRATO	DÓLARES POR BUSHEL	DÓLARES POR TONELADA	PESOS POR TONELADA	VAR. DIA ANT. CTS. DLS/BUSHEL	% VAR. DIARIA	COSTO PRIMA DLS/TON	
						CALL	PUT
JUL8	5.2175	191.71	3,935.45	1.75	0.34	3.67	4.64
SEP8	5.3800	197.68	4,058.02	1.25	0.23	10.20	11.80
DEC8	5.6000	205.76	4,223.96	1.00	0.18	13.55	15.02
MAR9	5.7725	212.10	4,354.07	-0.25	-0.04	15.85	16.76

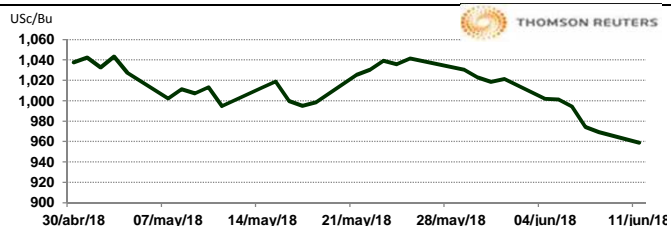
9:36 AM



SOYA

CONTRATO	DÓLARES POR BUSHEL	DÓLARES POR TONELADA	PESOS POR TONELADA	VAR. DIA ANT. CTS. DLS/BUSHEL	% VAR. DIARIA	COSTO PRIMA DLS/TON	
						CALL	PUT
JUL8	9.5900	352.37	7,233.53	-10.25	-1.06	4.46	4.59
AUG8	9.6425	354.30	7,273.13	-10.50	-1.08	9.37	7.85
SEP8	9.7000	356.41	7,316.50	-10.50	-1.07	10.10	13.69
NOV8	9.7900	359.72	7,384.39	-10.75	-1.09	14.88	14.88

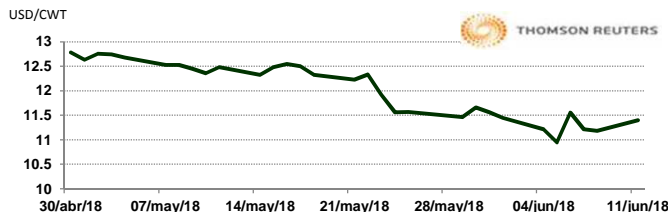
9:36 AM



ARROZ

CONTRATO	DÓLARES POR CWT	DÓLARES POR TONELADA	PESOS POR TONELADA	VAR. DIA ANT. CTS. DLS/CWT	% VAR. DIARIA	COSTO PRIMA DLS/TON	
						CALL	PUT
JUL8	11.3950	251.22	5,157.01	21.50	1.92	3.80	8.65
SEP8	10.5250	232.04	4,763.27	-23.00	-2.14	9.48	6.06
NOV8	10.7500	237.00	4,865.10	-20.50	-1.87	0.00	0.00
JAN9	11.1650	246.15	5,052.92	0.00	0.00	6.89	7.61

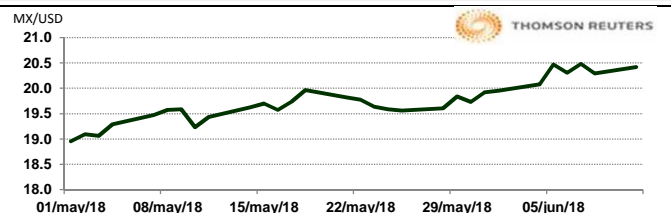
9:36 AM



TIPOS DE CAMBIO EMITIDOS POR EL BANCO DE MÉXICO

CONCEPTO	VARIACIÓN	COTIZACIÓN		% VAR. DIARIA
PESO/DÓLAR FIX	↑	20.5281		0.33
DÓLAR/EURO	↑	1.1808	1.1812	0.36
PESO/EURO	↑	24.2396	24.2478	0.36

9:36 AM



\* No son precios de apertura corresponden al cierre de la jornada previa.

Tipo de cambio de referencia para conversión: \$20.5281 pesos/dólar

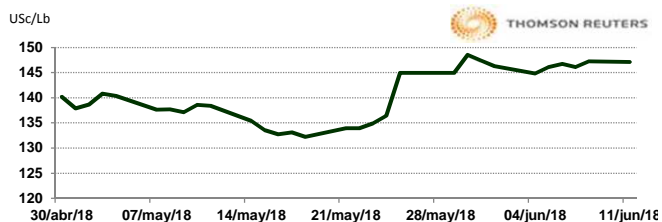


CHICAGO MERCANTILE EXCHANGE

BOVINO EN ENGORDA

CONTRATO	DÓLARES POR LIBRA	DÓLARES POR TONELADA	PESOS POR TONELADA	VAR. DIA ANT. CTS. DLS/LIBRA	% VAR. DIARIA	COSTO PRIMA DLS/TON	
						CALL	PUT
AUG8	1.4713	3,243.55	66,583.86	-0.15	-0.10	108.03	124.01
SEP8	1.4820	3,267.25	67,070.37	-0.23	-0.15	137.24	127.87
OCT8	1.4793	3,261.18	66,945.91	-0.43	-0.29	142.75	135.03
NOV8	1.4828	3,268.90	67,104.31	-0.23	-0.15	146.61	135.58

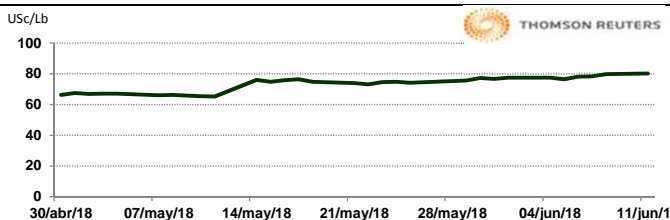
9:26 AM



CERDO EN CANAL

CONTRATO	DÓLARES POR LIBRA	DÓLARES POR TONELADA	PESOS POR TONELADA	VAR. DIA ANT. CTS. DLS/LIBRA	% VAR. DIARIA	COSTO PRIMA DLS/TON	
						CALL	PUT
JUN8	0.8015	1,767.00	36,273.21	0.28	0.34	12.68	15.43
JUL8	0.8123	1,790.70	36,759.72	0.50	0.62	41.34	69.45
AUG8	0.7730	1,704.17	34,983.40	0.18	0.23	67.24	86.53
OCT8	0.6448	1,421.43	29,179.23	0.00	0.00	95.90	85.43

9:26 AM

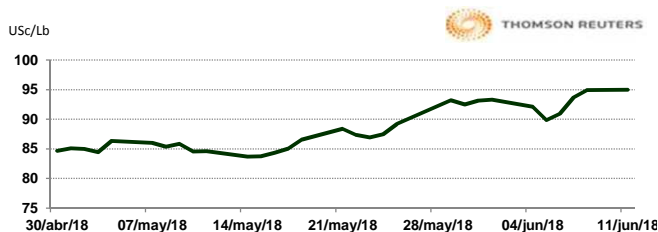


INTERCONTINENTAL EXCHANGE - NEW YORK

ALGODÓN

CONTRATO	DÓLARES POR LIBRA	DÓLARES POR PACA	PESOS POR PACA	VAR. DIA ANT. CTS. DLS/LIBRA	% VAR. DIARIA	COSTO PRIMA DLS/PACA	
						CALL	PUT
JUL8	0.9497	474.85	9,747.77	0.03	0.03	8.45	8.75
OCT8	0.9406	470.30	9,654.37	0.40	0.43	23.60	25.30
DEC8	0.9223	461.15	9,466.53	-0.37	-0.40	31.55	28.55
MAR9	0.9206	460.30	9,449.08	-0.34	-0.37	35.80	33.80

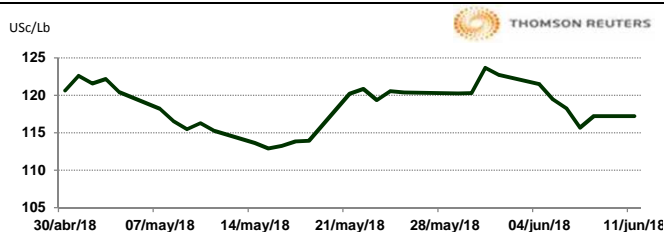
9:36 AM



CAFÉ

CONTRATO	DÓLARES POR LIBRA	DÓLARES POR QUINTAL	PESOS POR QUINTAL	VAR. DIA ANT. CTS. DLS/LIBRA	% VAR. DIARIA	COSTO PRIMA DLS/QUINTAL	
						CALL	PUT
JUL8	1.1730	118.96	2,441.96	0.05	0.04	N.D.	N.D.
SEP8	1.1945	121.14	2,486.72	-0.05	-0.04	3.90	4.41
DEC8	1.2285	124.59	2,557.50	-0.15	-0.12	5.82	7.85
MAR9	1.2645	128.24	2,632.44	0.00	0.00	8.90	7.43

9:36 AM

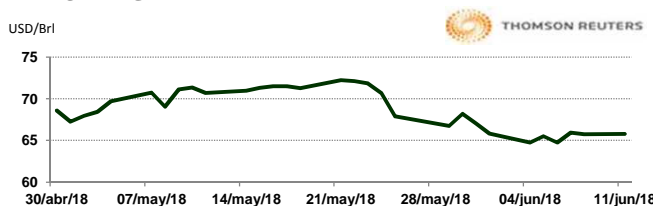


NEW YORK MERCANTILE EXCHANGE

CRUDO LIGERO WTI

CONTRATO	DÓLARES POR BARRIL	PESOS POR BARRIL	VAR. DIA ANT. CTS. DLS/BARRIL	% VAR.
JUL8	65.77	1,350.13	0.03	0.05
AUG8	65.71	1,348.90	0.04	0.06
SEP8	65.42	1,342.95	0.02	0.03
OCT8	65.05	1,335.35	-0.01	-0.02

9:36 AM



\* No son precios de apertura corresponden al cierre de la jornada previa.

Tipo de cambio de referencia para conversión: \$20.5281 pesos/dólar