



ASERCA

**COORDINACION GENERAL DE ADMINISTRACIÓN DE RIESGOS DE PRECIOS
ANTES DIRECCION GENERAL DE OPERACIONES FINANCIERAS**

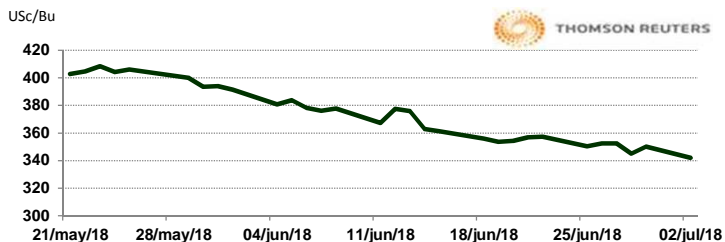
2 de julio de 2018

**APERTURA DEL MERCADO DE FUTUROS
CHICAGO BOARD OF TRADE**

MAÍZ

| CONTRATO | DÓLARES POR BUSHEL | DÓLARES POR TONELADA | PESOS POR TONELADA | VAR. DIA ANT. CTS. DLS/BUSHEL | % VAR. DIARIA | COSTO PRIMA DLS/TON | |
|----------|--------------------|----------------------|--------------------|-------------------------------|---------------|---------------------|------|
| | | | | | | CALL | PUT |
| JUL8 | 3.4200 | 134.64 | 2,651.21 | -8.25 | -2.36 | 6.84 | 0.05 |
| SEP8 | 3.5125 | 138.28 | 2,722.92 | -8.25 | -2.29 | 5.22 | 4.67 |
| DEC8 | 3.6300 | 142.91 | 2,814.01 | -8.25 | -2.22 | 8.17 | 6.69 |
| MAR9 | 3.7350 | 147.04 | 2,895.40 | -7.75 | -2.03 | 11.81 | 7.43 |

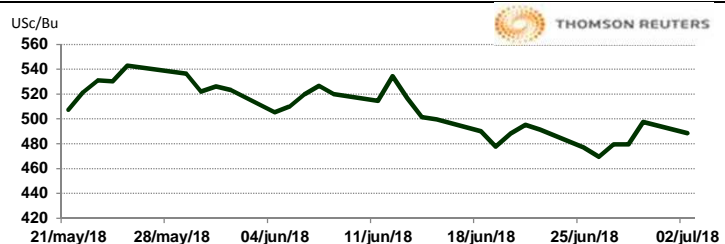
9:22 AM



TRIGO

| CONTRATO | DÓLARES POR BUSHEL | DÓLARES POR TONELADA | PESOS POR TONELADA | VAR. DIA ANT. CTS. DLS/BUSHEL | % VAR. DIARIA | COSTO PRIMA DLS/TON | |
|----------|--------------------|----------------------|--------------------|-------------------------------|---------------|---------------------|----------|
| | | | | | | CALL | PUT |
| JUL8 | 4.8850 | 179.49 | 3,534.43 | -9.00 | -1.81 | OP. EXP. | OP. EXP. |
| SEP8 | 4.9175 | 180.69 | 3,557.95 | -9.50 | -1.90 | 9.55 | 6.38 |
| DEC8 | 5.0825 | 186.75 | 3,677.33 | -8.50 | -1.64 | 11.94 | 9.51 |
| MAR9 | 5.2425 | 192.63 | 3,793.09 | -8.00 | -1.50 | 14.70 | 10.24 |

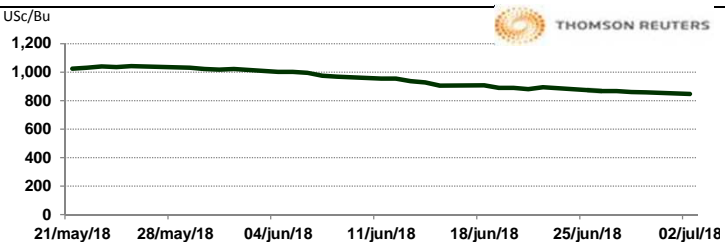
9:22 AM



SOYA

| CONTRATO | DÓLARES POR BUSHEL | DÓLARES POR TONELADA | PESOS POR TONELADA | VAR. DIA ANT. CTS. DLS/BUSHEL | % VAR. DIARIA | COSTO PRIMA DLS/TON | |
|----------|--------------------|----------------------|--------------------|-------------------------------|---------------|---------------------|-------|
| | | | | | | CALL | PUT |
| JUL8 | 8.4650 | 311.04 | 6,124.66 | -12.00 | -1.40 | 20.07 | 0.05 |
| AUG8 | 8.5175 | 312.96 | 6,162.65 | -11.75 | -1.36 | 7.35 | 9.92 |
| SEP8 | 8.5775 | 315.17 | 6,206.06 | -11.50 | -1.32 | 10.84 | 9.87 |
| NOV8 | 8.6775 | 318.84 | 6,278.41 | -12.25 | -1.39 | 17.18 | 14.42 |

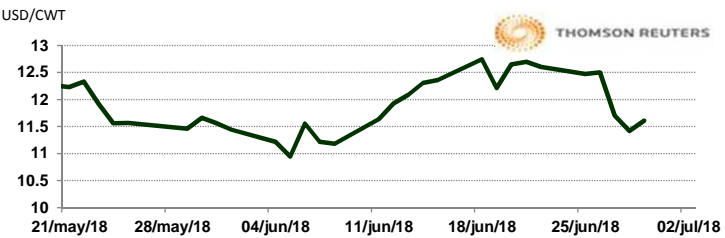
9:15 AM



ARROZ

| CONTRATO | DÓLARES POR CWT | DÓLARES POR TONELADA | PESOS POR TONELADA | VAR. DIA ANT. CTS. DLS/CWT | % VAR. DIARIA | COSTO PRIMA DLS/TON | |
|----------|-----------------|----------------------|--------------------|----------------------------|---------------|---------------------|----------|
| | | | | | | CALL | PUT |
| JUL8 | 11.6100 | 255.96 | 5,040.10 | 0.00 | 0.00 | OP. EXP. | OP. EXP. |
| SEP8 | 11.3300 | 249.78 | 4,918.55 | 10.50 | 0.94 | 11.52 | 15.38 |
| NOV8 | 11.3850 | 251.00 | 4,942.42 | 18.00 | 1.61 | 14.39 | 18.68 |
| JAN9 | 11.3850 | 251.00 | 4,942.42 | 0.00 | 0.00 | 7.05 | 7.39 |

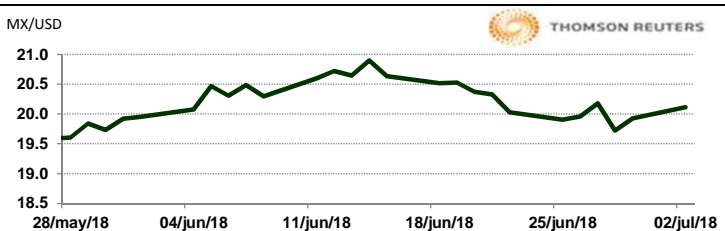
9:15 AM



TIPOS DE CAMBIO EMITIDOS POR EL BANCO DE MÉXICO

| CONCEPTO | VARIACIÓN | COTIZACIÓN | % VAR. DIARIA | |
|----------------|-----------|------------|---------------|-------|
| PESO/DÓLAR FIX | ↓ | 19.6912 | -0.87 | |
| DÓLAR/EURO | ↓ | 1.1604 | 1.1607 | -0.68 |
| PESO/EURO | ↓ | 22.8497 | 22.8556 | -0.68 |

9:23 AM



* No son precios de aperturas corresponden al cierre de la jornada previa.

Tipo de cambio de referencia para conversión: \$19.6912 pesos/dólar



ASERCA

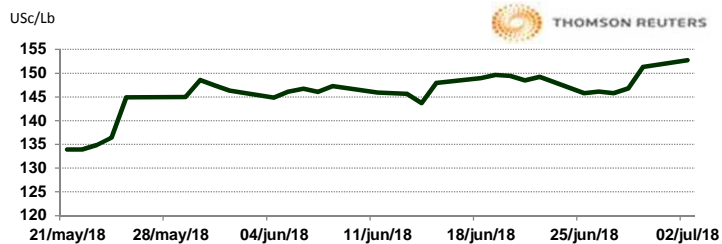
COORDINACION GENERAL DE ADMINISTRACIÓN DE RIESGOS DE PRECIOS ANTES DIRECCION GENERAL DE OPERACIONES FINANCIERAS

CHICAGO MERCANTILE EXCHANGE

BOVINO EN ENGORDA

| CONTRATO | DÓLARES POR LIBRA | DÓLARES POR TONELADA | PESOS POR TONELADA | VAR. DIA ANT. CTS. DLS/LIBRA | % VAR. DIARIA | COSTO PRIMA DLS/TON | |
|----------|-------------------|----------------------|--------------------|------------------------------|---------------|---------------------|--------|
| | | | | | | CALL | PUT |
| AUG8 | 1.5263 | 3,364.80 | 66,256.97 | 1.30 | 0.86 | 89.84 | 104.72 |
| SEP8 | 1.5263 | 3,364.80 | 66,256.97 | 1.68 | 1.11 | 104.17 | 127.32 |
| OCT8 | 1.5198 | 3,350.47 | 65,974.80 | 1.90 | 1.27 | 106.92 | 149.36 |
| NOV8 | 1.5145 | 3,338.90 | 65,746.89 | 1.70 | 1.14 | 112.44 | 162.04 |

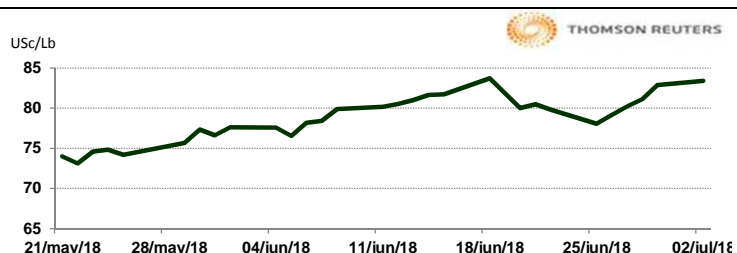
9:12 AM



CERDO EN CANAL

| CONTRATO | DÓLARES POR LIBRA | DÓLARES POR TONELADA | PESOS POR TONELADA | VAR. DIA ANT. CTS. DLS/LIBRA | % VAR. DIARIA | COSTO PRIMA DLS/TON | |
|----------|-------------------|----------------------|--------------------|------------------------------|---------------|---------------------|-------|
| | | | | | | CALL | PUT |
| JUL8 | 0.8333 | 1,837.00 | 36,172.73 | 0.45 | 0.54 | 17.09 | 41.89 |
| AUG8 | 0.7705 | 1,698.66 | 33,448.65 | 0.60 | 0.78 | 38.03 | 72.20 |
| OCT8 | 0.5973 | 1,316.71 | 25,927.59 | -0.05 | -0.08 | 75.51 | 80.47 |
| DEC8 | 0.5450 | 1,201.52 | 23,659.33 | -0.05 | -0.09 | 93.15 | 81.02 |

9:13 AM

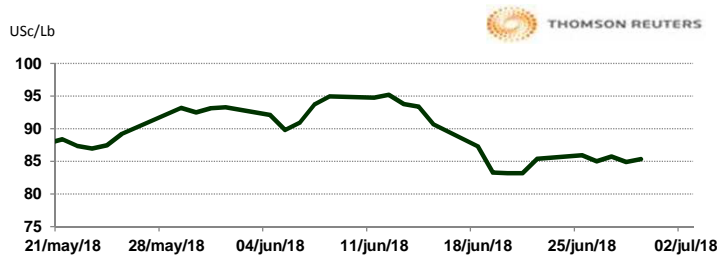


INTERCONTINENTAL EXCHANGE - NEW YORK

ALGODÓN

| CONTRATO | DÓLARES POR LIBRA | DÓLARES POR PACA | PESOS POR PACA | VAR. DIA ANT. CTS. DLS/LIBRA | % VAR. DIARIA | COSTO PRIMA DLS/PACA | |
|----------|-------------------|------------------|----------------|------------------------------|---------------|----------------------|----------|
| | | | | | | CALL | PUT |
| JUL8 | 0.0000 | 0.00 | 0.00 | 0.00 | 0.00 | OP. EXP. | OP. EXP. |
| OCT8 | 0.8490 | 424.50 | 8,358.91 | -0.27 | -0.32 | 17.80 | 16.95 |
| DEC8 | 0.8320 | 416.00 | 8,191.54 | -0.72 | -0.86 | 24.80 | 20.20 |
| MAR9 | 0.8300 | 415.00 | 8,171.85 | -0.66 | -0.79 | 28.95 | 25.65 |

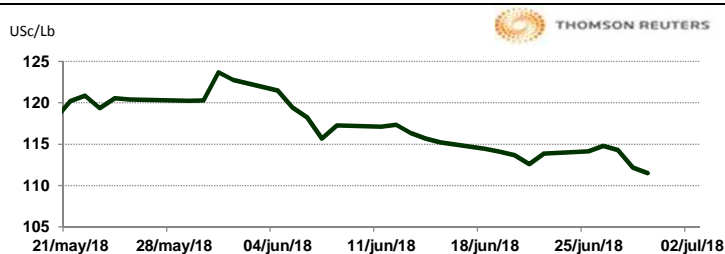
9:23 AM



CAFÉ

| CONTRATO | DÓLARES POR LIBRA | DÓLARES POR QUINTAL | PESOS POR QUINTAL | VAR. DIA ANT. CTS. DLS/LIBRA | % VAR. DIARIA | COSTO PRIMA DLS/QUINTAL | |
|----------|-------------------|---------------------|-------------------|------------------------------|---------------|-------------------------|----------|
| | | | | | | CALL | PUT |
| JUL8 | 0.0000 | 0.00 | 0.00 | 0.00 | 0.00 | OP. EXP. | OP. EXP. |
| SEP8 | 1.1285 | 114.44 | 2,253.54 | -2.25 | -1.95 | 2.59 | 2.48 |
| DEC8 | 1.1635 | 117.99 | 2,323.43 | -2.20 | -1.86 | 6.63 | 3.03 |
| MAR9 | 1.1995 | 121.64 | 2,395.32 | -2.15 | -1.76 | 8.19 | 6.06 |

9:21 AM

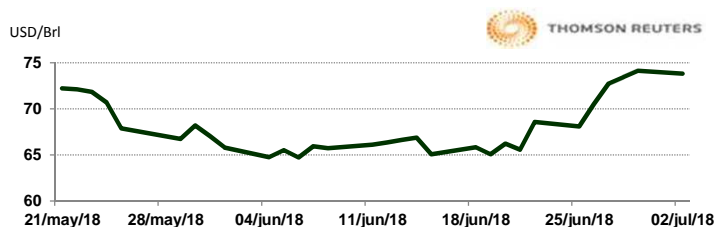


NEW YORK MERCANTILE EXCHANGE

CRUDO LIGERO WTI

| CONTRATO | DÓLARES POR BARRIL | PESOS POR BARRIL | VAR. DIA ANT. CTS. DLS/BARRIL | % VAR. |
|----------|--------------------|------------------|-------------------------------|--------|
| AUG8 | 73.80 | 1,453.21 | -0.35 | -0.47 |
| SEP8 | 71.89 | 1,415.60 | -0.57 | -0.79 |
| OCT8 | 70.14 | 1,381.14 | -0.78 | -1.10 |
| NOV8 | 69.28 | 1,364.21 | -0.88 | -1.25 |

9:23 AM



* No son precios de apertura corresponden al cierre de la jornada previa.

Tipo de cambio de referencia para conversión: \$19.6912 pesos/dólar